

# TEGO®

## C O N N E C T O R

Never before in Dialysis...a closed system for Central Venous Catheters

- **Protect the Catheter from Contamination.**
- **More than 600cc/min Flow Rate.**
- **Converts your current open system to a closed protected system.**
- **Ultra small and light weight.**

Male Luer



Female Luer

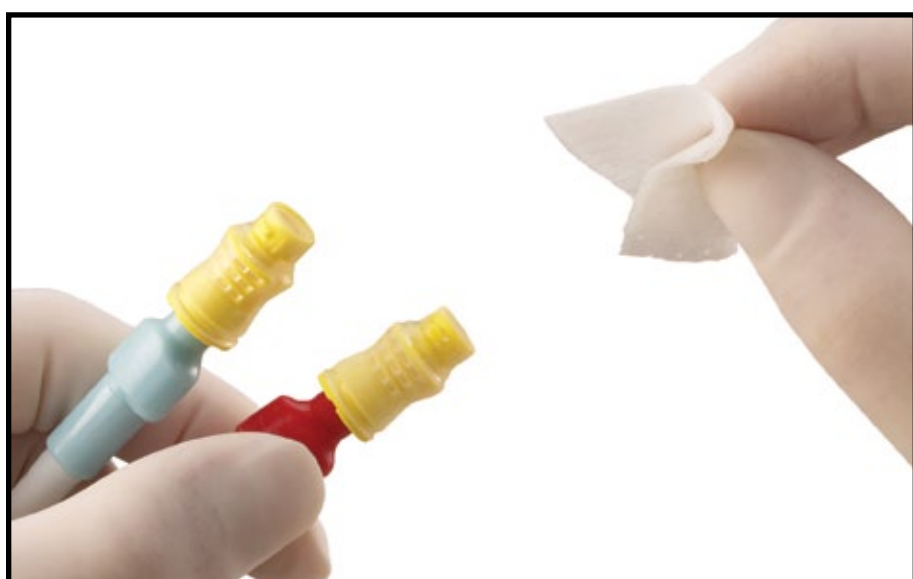
## Directions for using TEGO Connector



### Attach the TEGO

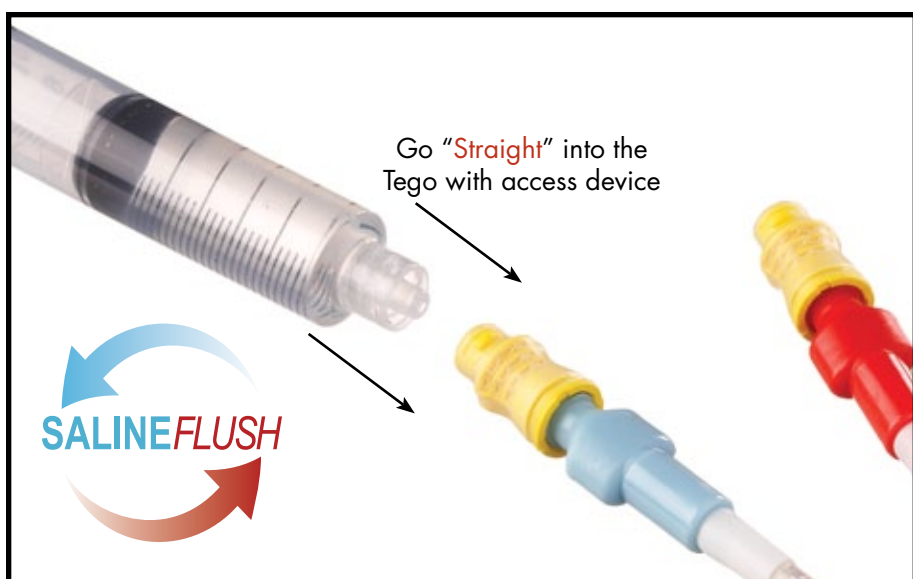
Using aseptic technique remove Tego from package.

Attach male luer of Tego to vascular access device.




### Swab Before Each Access

Swab the Tego with desired disinfectant.



### To Access the Tego

Screw syringe or rotating collar of blood tubing straight onto the Tego until it stops.



#### Reminders:

- Swab with desired disinfectant before each access.
- Do not cap Tego Connector. Device is closed.
- Do not use needles to access.
- Insert straight both syringe and blood tubing luer, and then turn rotating collar to secure.
- Federal (USA) law restricts this device to sale by or on the order of a physician.